

PROFILE PROJECTORS(BASIC TYPE)




ISP-D150A

OPTIONAL ACCESSORIES



lens



overlay chart (protractor with 1° graduation, radius with 1mm increment)



swivel center support




V-block



rotary table



50mm reading scale (check magnification accuracy)



300mm calibration scale (check magnification accuracy together with 50mm reading scale or calibrate measuring accuracy)










demo sample



printer

SPECIFICATION

Code		ISP-D150A	ISP-D150B	ISP-D200A	ISP-D200B	ISP-D250A	ISP-D250B	
Projector screen		diameter: Ø300mm						
		rotation range: 0°~360°, resolution: 1" or 0.05°						
		reference lines: cross-hairs						
Lens	magnification	10X (included)	20X (optional)	50X (optional)	100X (optional)			
	view field	Ø30mm	Ø15mm	Ø6mm	Ø3mm			
	working distance	77.7mm	44.3mm	38.4mm	25.3mm			
Max. workpiece height		90mm	90mm	90mm	90mm			
Magnification accuracy		±0.08%						
Image		erect image	inverted image	erect image	inverted image	erect image	inverted image	
Stage	metal stage size	340×152mm		404×228mm		405×280mm		
	glass stage size	196×96mm		260×160mm		306×196mm		
	X-Y stage travel	range: 150×50mm		range: 200×100mm		range: 250×150mm		
		resolution: 0.5µm						
	Z (focus) travel range		90mm					
max. load capacity		4kg						
Illumination		contour illumination: 24V/150W halogen lamp, brightness is adjustable						
		surface illumination: 24V/150W halogen lamp						
Data processing unit	display	X-Y stage travel, screen rotation						
	output	RS232C						
	function	 measure coordinate of point  measure coordinate of line  measure center coordinate, radius of circle with three points  measure distance between two objects  measure angle with four points or two lines  coordinate adjustment and compensation  for some special measurements						
		advanced function	programming for batch measurements					
Power supply		110/220V, 50/60Hz						
Dimension (W×D×H)		770×550×1100mm		770×550×1100mm		780×780×1100mm		
Weight		125kg		135kg		145kg		

STANDARD DELIVERY

Main unit	1 pc
10X lens with half-reflection mirror and oblique illuminator mirror	1 pc
Foot-switch	1 pc
Overlay chart clip	4 pcs
Anti-dust cover	1 pc

OPTIONAL ACCESSORY

20X lens with half-reflection mirror and oblique illuminator mirror	ISP-D150-LENS20X
50X lens with half-reflection mirror	ISP-D150-LENS50X
100X lens with half-reflection mirror	ISP-D150-LENS100X
Overlay chart	ISP-D150-CHART
Swivel center support	ISP-D150-SUPPORT
V-block with clamp	ISP-D150-VBLOCK

Rotary table	ISP-D150-TABLE
50mm reading scale	ISP-D150-SCALE50
300mm calibration scale	ISP-D150-RULE
Demo sample	ISP-D150-DEMO
Printer	ISP-D150-PRINTER